

**bre**global



**BS 476: Part 7: 1997 on  
K-FINISH RAL 7035  
applied to a steel  
substrate.**


Prepared for:  
L'Isolante K-Flex Srl  
Via Leonardo da Vinci, 36  
20040 RONCELLO (mi)  
Italy

2<sup>nd</sup> November 2009

Test report number 257803



0578



**Prepared on behalf of BRE Global by**

---

Name P J Potter

Position Technician

Signature 

---

**Approved on behalf of BRE Global by**

---

Name S Howard

Position Principal Consultant

Date 02/11/09

Signature 

---

BRE Global  
Bucknalls Lane  
Watford  
Herts  
WD25 9XX  
T + 44 (0) 1923 664100  
F + 44 (0) 1923 664994  
E [enquiries@breglobal.com](mailto:enquiries@breglobal.com)  
[www.breglobal.com](http://www.breglobal.com)


BRE Global is not UKAS accredited to make opinions and interpretation. Any opinions and interpretations included as part of this report are clearly marked as such.



0578

This report may only be distributed in its entirety and in accordance with the terms and conditions of the contract. Test results relate only to the items tested. We have no responsibility for the design, materials, workmanship or performance of the product or items tested. This report does not constitute an approval, certification or endorsement of the product tested.

This report is made on behalf of BRE Global. By receiving the report and action on it, the client accepts that no individual is personally liable in contract, tort or breach of statutory duty (including negligence). No third party has any right to rely on this report.



## 1 Objective

To test and classify the sample described in Section 2 to the surface spread of flame characteristics, as shown by the surface spread of flame test and criteria of British Standard 476: Part 7 : 1997<sup>1</sup>.

## 2 Sample


### 2.1 Traceability

The test samples were supplied by the test sponsor. BRE Global were not involved in the sample selection process and therefore cannot comment upon the relationship between samples supplied for test and the product supplied to market.

### 2.2 Description of sample and test format.

Unless otherwise stated all measurements are nominal.

Test Sponsor	L'Isolante K-Flex Srl Via Leonardo da Vinci, 36 20040 RONCELLO (mi) Italy
Manufacturer of sample	As above
Sample name/reference	K-FINISH RAL 7035.
Sample description (as provided by test sponsor/manufacturer)	Colour:- Grey RAL 7035 Product- Acrylic paint Adhesive used- applied directly to the steel substrate Application method- brush Application rate- not given.
Description of specimens (as received)	Grey coated metal sheet.
Mean sample weight per unit area (kg/m <sup>2</sup> )	7.9
Sample thickness (as measured) (mm)	1.2
Sample receipt date	22 <sup>nd</sup> October 2009
Test face	Grey coated face.
Test format	The specimens were tested with 12mm calcium silicate boards behind.
Date of test	30 <sup>th</sup> October 2009



### 3 Conditioning

The specimens were conditioned as required by the standard.

### 4 Results


#### 4.1 Flame spread data

Table 1 shows the observed spread of flame for each specimen at 1.5 minutes, 10 minutes and time to reach maximum flame spread distance.

Table 2 shows the time it takes to reach each reference point in seconds if applicable.

**Table 1**

Test Run	Specimen	Flame spread distance at 1.5 minutes (mm)	Flame spread distance at 10 minutes (mm)	Time to reach maximum flame spread distance (minutes:seconds)
1	1	60	60	0:35
2	2	60	60	0:30
3	3	60	60	0:35
4	4	60	60	0:25
5	5	60	60	0:35
6	6	60	60	0:30

**Table 2**

Test run	Specimen	Time to reach each reference point (mm) in minutes:seconds													
		75	165	190	215	240	265	290	375	455	500	525	600	675	710
1	1	-													
2	2	-													
3	3	-													
4	4	-													
5	5	-													
6	6	-													

#### 4.2 Observations.


Specimen	Observations
All	Visible flaming ceased at 60 seconds.

## 5 Classification

Exposed surfaces of materials used as linings for walls and ceilings are classified in Section 11 of the standard according to the rate and distance of spread of flame across them as shown in Table 3.

**Table 3**

Classification	Spread of flame at 1.5min		Final spread of flame	
	Limit	Limit for one specimen in sample	Limit	Limit for one specimen in sample
	mm	mm	mm	mm
Class 1	165	165 + 25	165	165 + 25
Class 2	215	215 + 25	455	455 + 45
Class 3	265	265 + 25	710	710 + 75
Class 4	Exceeding the limits of Class 3			



## 6 Conclusion

The results of this test show that the above sample as described in this report, when tested and classified in accordance with BS 476 : Part 7 : 1997, achieved Class 1.

## 7 Validity

The test results relate only to the behaviour of the test specimens of the product under the particular conditions of the test; they are not intended to be the sole criterion for assessing the potential fire hazard of the product in use.

The specification and interpretation of fire test methods are the subject of ongoing development and refinement. Changes in associated legislation may also occur. For these reasons it is recommended that the relevance of test reports over 5 years old should be considered by the user. The laboratory that issued the report will be able to offer, on behalf of the legal owner, a review of the procedures adopted for a particular test to ensure that they are consistent with current practices, and if required may endorse the test report.

## 8 Reference

1. Fire tests on building materials and structures. Part 7. Method of test to determine the classification of the surface spread of flame of products. British Standard 476 : Part 7 : 1997. British Standards Institution, London, 1997.

---

=====REPORT ENDS=====