

breglobal



**BS476-6:1989+A1:2009
test on K-Fonik GV Alu
adhered to steel**


Prepared for:
L'Isolante K-Flex Srl
Via Leonardo da Vinci, 36
20040 RONCELLO (MI) –
Italy

23rd September 2010

Test report number 264996



0578



Prepared on behalf of BRE Global by

Name S M Warbus

Position Senior Consultant

Signature

Approved on behalf of BRE Global by

Name S J Howard

Position Principal Consultant

Date 23/09/10

Signature

BRE Global
Bucknalls Lane
Watford
Herts
WD25 9XX
T + 44 (0) 1923 664100
F + 44 (0) 1923 664994
E enquiries@breglobal.com
www.breglobal.com


BRE Global is not UKAS accredited to make opinions and interpretation. Any opinions and interpretations included as part of this report are clearly marked as such.



0578

This report may only be distributed in its entirety and in accordance with the terms and conditions of the contract. Test results relate only to the items tested. We have no responsibility for the design, materials, workmanship or performance of the product or items tested. This report does not constitute an approval, certification or endorsement of the product tested.

This report is made on behalf of BRE Global. By receiving the report and action on it, the client accepts that no individual is personally liable in contract, tort or breach of statutory duty (including negligence). No third party has any right to rely on this report.



1 Objective

To determine the fire propagation index of the sample specified in Section 2 when subjected to the fire propagation test specified in British Standard 476 : Part 6 : 1989 + Amendment A1 ; 2009¹.

2 Sample


2.1 Traceability

The test samples were supplied by the test sponsor. BRE Global were not involved in the sample selection process and therefore cannot comment upon the relationship between the samples supplied for test and the product supplied to market.

2.2 Description of sample and test format.

Unless otherwise stated all measurements are nominal.

Test Sponsor	L'Isolante K-Flex Srl Via Leonardo da Vinci, 36 20040 RONCELLO (MI) – Italy
Manufacturer of sample	As above
Sample name/reference	K-Fonik GV Alu
Sample description (as provided by test sponsor/manufacturer)	K-Fonik GV mass for acoustic insulation based on polymeric matrix filled with barite and ATH 2mm thick, density 2000 kg/m ³ + acrylic PSA 60 gr/m ² + K-Flex Alu, five-ply aluminium foil / polyester film composite facing Adhered to steel substrate, 1mm thick, using K-Flex K-420 Glue
Description of sample (as received)	.Foil faced material adhered to metal sheet
Mean sample weight per unit area (kg/m ²)	12.4
Sample thickness (mm)	3.4
Sample receipt date	9 th August 2010
Test face	Foil face
Date of test	16 th August 2010



3 Conditioning

The specimens were conditioned as required by the standard.

4 Results

4.1 Temperature measurement


Table 1 shows the Temperature rise for calibration sheet and specimens

Table 2 shows the Index of performance for each specimen

Table 1 – temperature rise

Time t min	Temperature rise - °C			
	Calibration sheet	Specimens		
		a	b	c
0.5	13.7	14.3	14.3	13.9
1	19.5	22.8	20.6	20.2
1.5	23.0	28.0	27.9	29.1
2	26.9	31.6	32.4	33.3
2.5	30.2	35.2	35.1	37.5
3	33.5	38.8	39.6	38.5
4	54.3	57.6	59.4	59.7
5	85.0	89.2	87.4	87.2
6	108.7	116.1	112.0	110.6
7	129.6	140.7	135.4	131.5
8	149.3	161.6	156.4	152.4
9	165.3	178.9	173.6	168.4
10	177.7	191.2	189.6	179.5
12	197.4	215.8	216.7	204.1
14	210.9	230.5	232.6	223.8
16	221.9	246.5	248.6	238.5
18	228.1	278.3	258.4	253.2
20	231.8	305.1	273.1	281.4

t - time in minutes from the time at which the gas jets were ignited.
a, b and c - represent individual specimens giving valid test results.

**Table 2 Index of performance**

Specimen	S	s ₁	s ₂	s ₃
a	3.4	1.4	0.9	1.1
b	2.7	1.2	0.6	0.9
c	2.2	1.3	0.3	0.6

4.2 Observations

No intumescence or deformation of any specimen occurred that affected the required gas input.

No melting or slumping occurred that prevented the material from being exposed to the heating conditions.

Air flow through the apparatus was not restricted by fallen material or by soot accumulation in the chimney.

5 Conclusions


A sample as described in this report, when tested in accordance with BS 476 : Part 6 : 1989 Amendment A1 ; 2009 , achieved:

fire propagation index $I = 2.8$
 sub-indices $i_1 = 1.3$
 $i_2 = 0.6$
 $i_3 = 0.9$

6 Validity

The test results relate only to behaviour of the test specimens of the product under the particular conditions of test, they are not intended to be the sole criteria for assessing the potential fire hazard of the product in use.

The specification and interpretation of fire test methods are the subject of ongoing development and refinement. Changes in associated legislation may also occur. For these reasons it is recommended that the relevance of test reports over 5 years old should be considered by the user. The laboratory that issued the report will be able to offer, on behalf of the legal owner, a review of the procedures adopted for a particular test to ensure that they are consistent with current practices, and if required may endorse the test report.



7 Reference

- 1 Fire tests on building materials and structures. Part 6. Fire propagation test for products. British Standard 476 : Part 6 : 1989. British Standards Institution, London, 1989 with Amendment A1:2009.

=====REPORT ENDS=====