



breglobal

**BS 476: Part 7: 1997 on
K-Fonik GV Alu**


Prepared for:
L'Isolante K-Flex Srl
Via Leonardo da Vinci, 36
20040 Roncello (MI)
Italy

7th September 2010

Test report number 264997



0578



Prepared on behalf of BRE Global by

Name P J Potter

Position Technician

Signature

Approved on behalf of BRE Global by

Name S Howard

Position Principal Consultant

Date 07/09/10

Signature

BRE Global
Bucknalls Lane
Watford
Herts
WD25 9XX
T + 44 (0) 1923 664100
F + 44 (0) 1923 664994
E enquiries@breglobal.com
www.breglobal.com


BRE Global is not UKAS accredited to make opinions and interpretation. Any opinions and interpretations included as part of this report are clearly marked as such.



0578

This report may only be distributed in its entirety and in accordance with the terms and conditions of the contract. Test results relate only to the items tested. We have no responsibility for the design, materials, workmanship or performance of the product or items tested. This report does not constitute an approval, certification or endorsement of the product tested.

This report is made on behalf of BRE Global. By receiving the report and action on it, the client accepts that no individual is personally liable in contract, tort or breach of statutory duty (including negligence). No third party has any right to rely on this report.



1 Objective

To test and classify the sample described in Section 2 to the surface spread of flame characteristics, as shown by the surface spread of flame test and criteria of British Standard 476: Part 7 : 1997¹.

2 Sample


2.1 Traceability

The test samples were supplied by the test sponsor. BRE Global were not involved in the sample selection process and therefore cannot comment upon the relationship between samples supplied for test and the product supplied to market.

2.2 Description of sample and test format.

Unless otherwise stated all measurements are nominal.

Test Sponsor	L'Isolante K-Flex Srl Via Leonardo da Vinci, 36 20040 Roncello (MI) Italy
Manufacturer of sample	Not given
Sample name/reference	K-Fonik GV Alu
Sample description (as provided by test sponsor/manufacturer)	K-Fonik GV mass for acoustic insulation based on polymeric matrix filled with barite and ATH 2mm thick, density 2000 kg/m ³ + acrylic PSA 60 gr/m ² + K-Flex Alu, five-ply aluminium foil / polyester film composite facing Adhered to steel substrate, 1mm thick, using K-Flex K-420 Glue Colour- Aluminium
Description of specimens (as received)	Silver faced sheet adhered to a metal sheet base.
Mean sample weight per unit area (kg/m ²)	12.3
Sample thickness (as measured) (mm)	Overall thickness- 3.5mm. Metal base thickness was stated to be 1mm.
Sample receipt date	9 th August 2010



Test face	Silver sheet face
Test format	The specimens were tested with 12mm calcium silicate boards behind.
Date of test	24 th August 2010

3 Conditioning

The specimens were conditioned as required by the standard.

4 Results


4.1 Flame spread data

Table 1 shows the observed spread of flame for each specimen at 1.5 minutes, 10 minutes and time to reach maximum flame spread distance.

Table 2 shows the time it takes to reach each reference point in seconds if applicable.

Table 1

Test Run	Specimen	Flame spread distance at 1.5 minutes (mm)	Flame spread distance at 10 minutes (mm)	Time to reach maximum flame spread distance (minutes:seconds)
1	1	50	50	0:30
2	2	60	60	0:30
3	3	50	50	0:20
4	4	60	60	0:30
5	5	50	50	0:20
6	6	50	50	0:25

**Table 2**

Test run	Specimen	Time to reach each reference point (mm) in minutes:seconds													
		75	165	190	215	240	265	290	375	455	500	525	600	675	710
1	1	-													
2	2	-													
3	3	-													
4	4	-													
5	5	-													
6	6	-													

4.2 Observations.


Specimen	Observations
All	Visible flaming ceased with the extinction of the pilot flame at 60 seconds

5 Classification

Exposed surfaces of materials used as linings for walls and ceilings are classified in Section 11 of the standard according to the rate and distance of spread of flame across them as shown in Table 3.

Table 3

Classification	Spread of flame at 1.5min		Final spread of flame	
	Limit mm	Limit for one specimen in sample mm	Limit mm	Limit for one specimen in sample mm
Class 1	165	165 + 25	165	165 + 25
Class 2	215	215 + 25	455	455 + 45
Class 3	265	265 + 25	710	710 + 75
Class 4	Exceeding the limits of Class 3			



6 Conclusion

The results of this test show that the above sample as described in this report, when tested and classified in accordance with BS 476 : Part 7 : 1997, achieved Class 1.

7 Validity

The test results relate only to the behaviour of the test specimens of the product under the particular conditions of the test; they are not intended to be the sole criterion for assessing the potential fire hazard of the product in use.

The specification and interpretation of fire test methods are the subject of ongoing development and refinement. Changes in associated legislation may also occur. For these reasons it is recommended that the relevance of test reports over 5 years old should be considered by the user. The laboratory that issued the report will be able to offer, on behalf of the legal owner, a review of the procedures adopted for a particular test to ensure that they are consistent with current practices, and if required may endorse the test report.

8 Reference

1. Fire tests on building materials and structures. Part 7. Method of test to determine the classification of the surface spread of flame of products. British Standard 476 : Part 7 : 1997. British Standards Institution, London, 1997.

=====REPORT ENDS=====